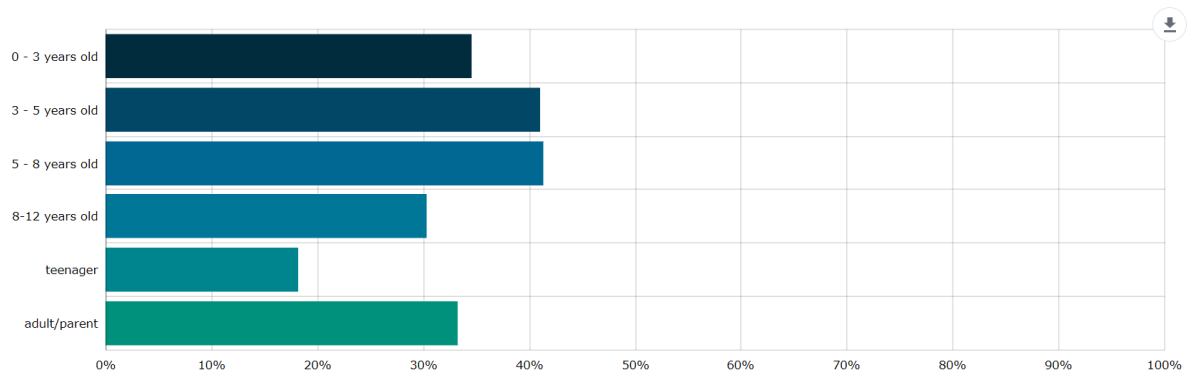


## RAY BASTIN RESERVE SURVEY RESULTS SUMMARY (371 ADULT CONTRIBUTIONS) 20-Sep to 18-Oct 2021.

6

In your family, what are the age/s of those who would use the reserve facilities/play space? Required

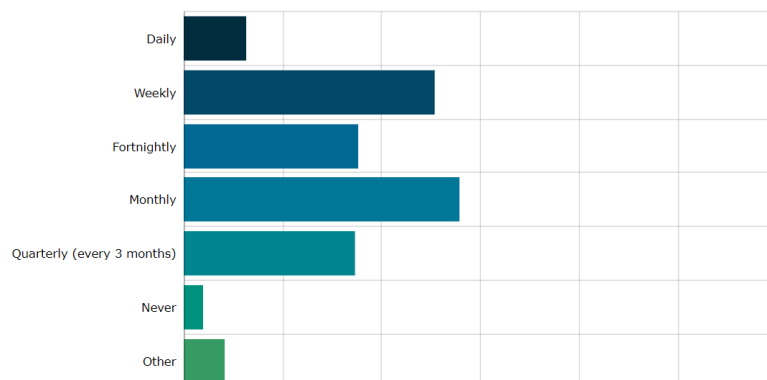
Multi Choice | Skipped: 0 | Answered: 371 (100%)



7

How often do you/your family visit Ray Bastin Reserve? Required

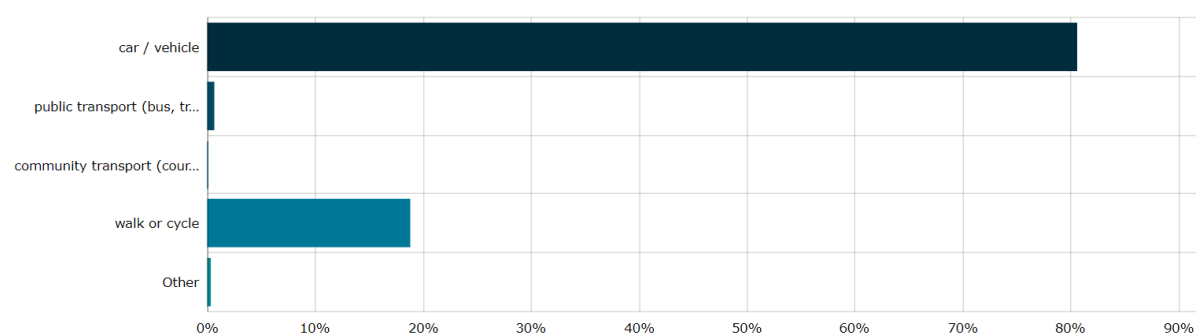
Select Box | Skipped: 0 | Answered: 371 (100%)



8

How do you usually travel to Ray Bastin Reserve?

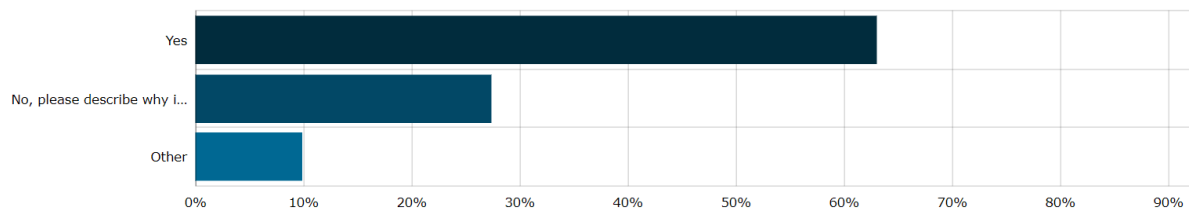
Select Box | Skipped: 2 | Answered: 369 (99.5%)



9

**Does the current play space and Reserve facilities provide opportunity for all members of your family?**

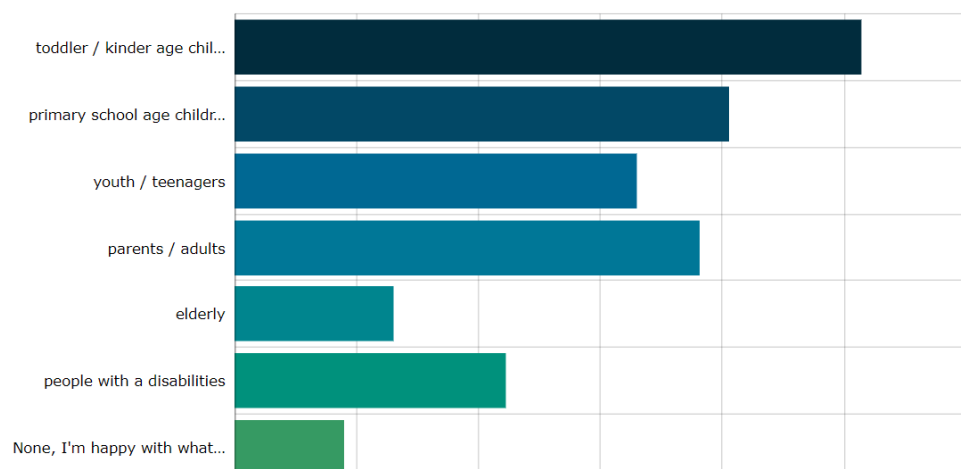
Select Box | Skipped: 4 | Answered: 367 (98.9%)



10

**Which groups do we need to cater more for?**

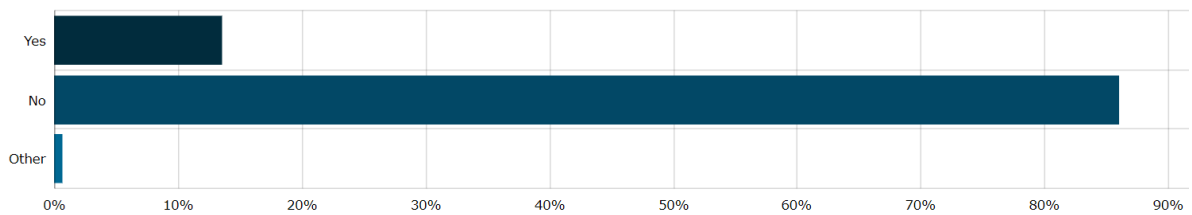
Multi Choice | Skipped: 1 | Answered: 370 (99.7%)



11

**Is there anyone in your family with special needs? Required**

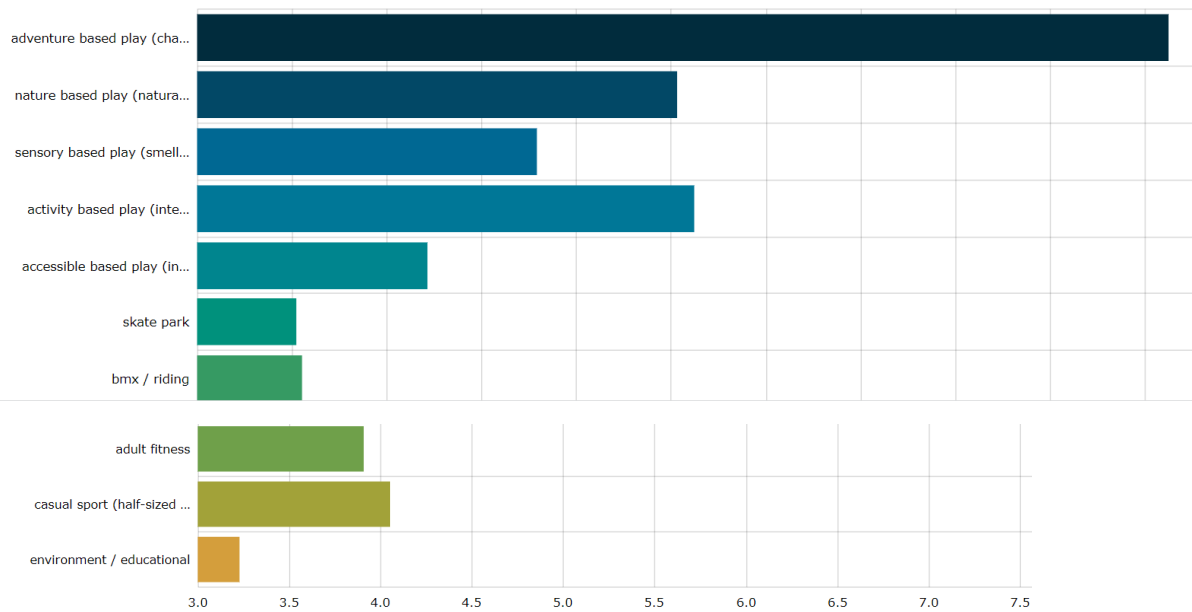
Select Box | Skipped: 0 | Answered: 371 (100%)



12

**What facilities would improve Ray Bastin Reserve and make you want to visit more?** Required

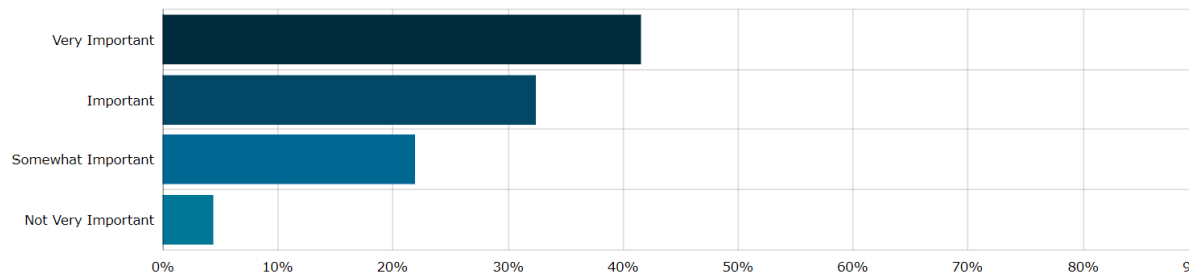
Ranking | Skipped: 0 | Answered: 371 (100%)



13

**How important are natural themes such as landscaping and plants in the overall design of a Reserve or playground?** Required

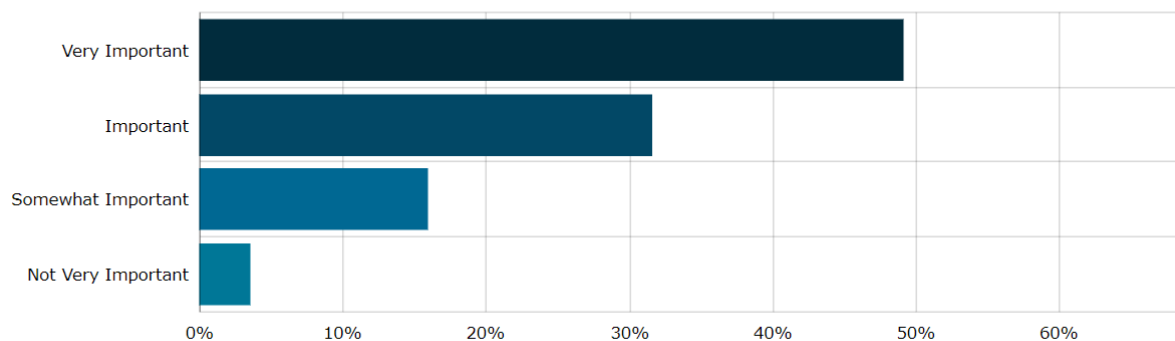
Select Box | Skipped: 0 | Answered: 371 (100%)



14

**How important are walking and riding trails in and around Ray Bastin Reserve?**

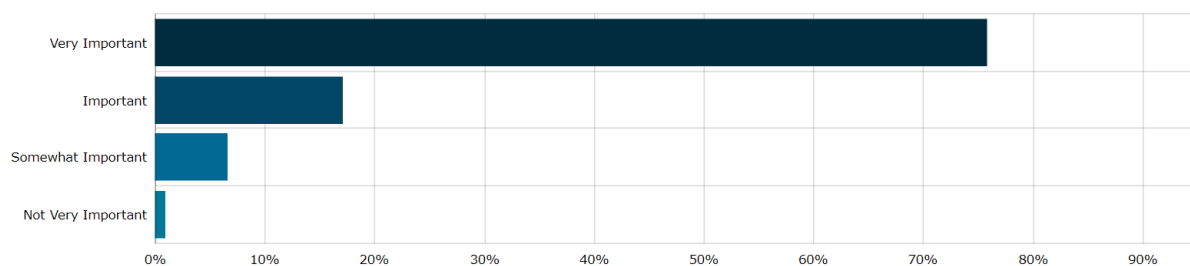
Select Box | Skipped: 0 | Answered: 371 (100%)



15

**How important are social spaces and inclusion of bbq facilities, shelter, seating, tables, toilets/baby change facilities, for example? Required**

Select Box | Skipped: 0 | Answered: 371 (100%)



18

**How important is access to Ray Bastin Reserve, playground and adjoining trails for you and your family in terms of exercise, nature, health and wellbeing? Required**

Multi Choice | Skipped: 0 | Answered: 371 (100%)

