

EXPLORING SAFETY IN CASEY

WHAT OUR RESIDENTS TOLD US

PARTICIPANTS:

We heard from over **1,929** people about safety in Casey:



Representative survey:

1,462

people from a randomly selected subset of 10,000 Casey households completed a survey. Participants represent the ages, genders, diversity and locations of people in Casey



General access survey:

266

additional people (not-representative) completed the survey



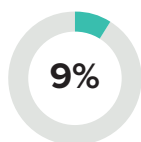
Community pop-up:

201

people chatted with us at our community pop-ups

SAFETY:

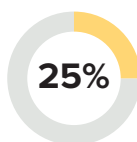
Mostly people feel safe in Casey, the representative survey showed:



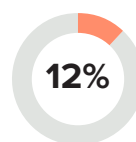
Very safe



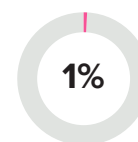
Safe



Neither safe
or unsafe



Unsafe



Very unsafe

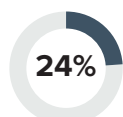


A higher proportion of community pop-up participants reported feeling very safe (32%) or safe (42%).



A higher proportion of general access survey participants said they felt unsafe (45%).

SAFETY EXPERIENCES IN CASEY



of the representative survey experienced crime in the last 12 months.

TOP 5 PERCEIVED SAFETY ISSUES:

Representative Survey:



58%

Hoons



39%

Drug use



39%

Poorly lit parks
at night



37%

Theft from
motor vehicles



36%

Things being
stolen from
homes

Community pop-ups:



Roads and parking
(including hoons)



Vandalism, theft
and property
damage



Currently feel
safe

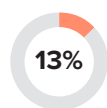


Lighting



Public
spaces

FELT UNSAFE:



of the representative survey respondents said they feel unsafe in Casey. This is consistent with pop-up participants.

Representative Survey:



21%

Shopping
centre and
CCTV



20%

Open
space



17%

Footpath



16%

At home



14%

In your
street



10%

Playground



10%

Public
transport



30% Pop-up participants strongly indicated night-time as where they feel least safe.

FEELING SAFE IN CASEY:

Representative Survey:



60%

Neighbours that look after each other



59%

Neighbours that I can trust



40%

Police presence



38%

Well-lit public areas



24%

Embracing diversity



Community pop-up results show similar findings.

COUNCIL'S ROLE:



of representative survey participants believe that Council should address Community Safety.

Community pop-up participants suggested that Council should focus on:



27%

Increase security, police presence and CCTV



17%

Improve roads and footpaths



15%

Increase community connection and events



14%

Increase lighting



11%

Clean/ improve public spaces



9%

Provide safety education



8%

Create safe spaces for LGBTQIA+ *

*one pop-up was held at the Casey Rainbow Picnic with our LGBTQIA+ community and allies.

NEXT STEPS:



Utilise findings to influence Safer Communities Strategic Services Plan



Share these findings with community groups and the general public



Co-design and develop community safety initiatives in partnership with the community and our existing groups



Link insights and findings to the Council Plan and the five Domain Strategies